



FLEXIBLE SPLIT-CORE CURRENT TRANSFORMERS

CIRCULAR AND RECTANGULAR WINDOW (BUS BAR) MODELS


DESCRIPTION

The OSI flexible split-core current transformers provide the lowest cost installation available. All models are made of a silicon steel core which allows the units to be split and twisted around existing conductors for easy installation. The units are encapsulated in silicon rubber to protect against moisture, dirt, oil and corona.

A wide variety of standard transformer ratios and sizes are available. Current ratings range from 200A to 6000A with circular window diameters from 4 to 18 inches, and rectangular windows from 2.75 x 6.63 inches to 4 x 11 inches. Custom input ranges and sizes are also available. Consult factory for details.

FEATURES

- Flexible split-core configuration provides for easy installation around existing conductors.
- Unit is encapsulated in silicon rubber to protect against moisture, dirt, oil and corona.



5 YEAR WARRANTY



APPLICATIONS

- For use with any indicating device or Ammeter which is designed for 1A, 5A, 0.333V or 1V input.
- Ideal for use with OSI Watt transducers, current transducers and energy management systems.

SPECIFICATIONS

INPUT

Current See Tables
 Frequency Range..... 50 to 400Hz

INSULATION LEVEL

Insulation..... 720V, BIL 10kV, Full Wave

OUTPUT

Type See Tables
 Burden..... See Tables

ACCURACY

200:5 thru 300:5 4% F.S.
 400:5 thru 500:5 3% F.S.
 600:5 thru 800:5 2% F.S.
 All others 1% F.S.

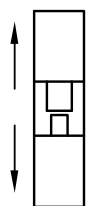
TEMPERATURE AND ENVIRONMENTAL

Operating Range -45°C to 55°C
 Thermal Rating Factor 1.25 @ 30°C, 1.0 @ 55°C
 Altitude 4000m, max.

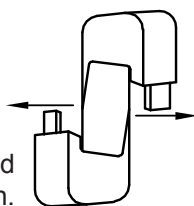
PHYSICAL

Encapsulation..... Silicon Rubber, Red
 Sensor Dimensions See Tables
 Weight See Tables
 Output Cable 12ft., yellow
 <800A Input Models 12AWG, Black (X1), White
 >800A Input Models 16AWG, Black (X1), White
 Termination..... #8 Spade Terminals
 All models meet IEC 60044-1 standards.

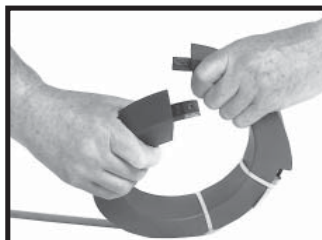
INSTALLATION



Step 1: Expand CT opening only enough to separate core.



Step 2: Twist upper and lower sections to open.



Note: Open split core with a twisting motion only!

OHIO SEMITRONICS, INC.

4242 REYNOLDS DRIVE * HILLIARD, OHIO * 43026-1264
 PHONE: (614) 777-1005 * FAX: (614) 777-4511
 WWW.OHIOSEMITRONICS.COM * 1-800-537-6732

OSI FLEXIBLE SPLIT-CORE CURRENT TRANSFORMERS

MODELS WITH 1A SECONDARY

RATIO	WINDOW DIMENSIONS (in inches)							BURDEN (VA)	ACCURACY (±%)
	Circular (ID)					Rectangular (H x W)			
	4	6	8	11	18	2.75 x 6.63	4 x 11		
200:1	19325	-	-	-	-	-	-	0.5	1
250:1	19326	-	-	-	-	-	-	0.5	1
300:1	19327	-	-	-	-	-	-	0.5	1
400:1	19328	-	-	-	-	-	-	0.9	1
500:1	19329	19333	-	-	-	19365	-	2.0	1
600:1	19330	19334	-	-	-	19366	-	3.0	1
800:1	19331	19335	-	-	-	19367	-	5.0	1
1000:1	19332	19336	19341	-	-	19368	19372	10.0	1
1200:1	-	19337	19342	-	-	19369	19373	15.0	1
1500:1	-	19338	19343	19349	-	19370	19374	15.0	1
1600:1	-	19339	19344	19350	-	19371	19375	15.0	1
2000:1	-	19340	19345	19351	19357	-	19376	18.0	1
2400:1	-	-	19346	19352	19358	-	19377	20.0	1
2500:1	-	-	19347	19353	19359	-	19378	20.0	1
3000:1	-	-	-	19354	19360	-	-	20.0	1

Sensor Size	4	6	8	11	18	2.75 x 6.63	4 x 11
Weight (lb)*	4.00	6.00	7.00	8.50	18.00	6.00	7.50

* Average weight for each sensor size

MODELS WITH 5A SECONDARY

RATIO	WINDOW DIMENSIONS (in inches)							BURDEN (VA)	ACCURACY (±%)
	Circular (ID)					Rectangular (H x W)			
	4	6	8	11	18	2.75 x 6.63	4 x 11		
200:5	13084	-	-	-	-	-	-	2	4
250:5	19289	-	-	-	-	-	-	2	4
300:5	12511	12520	-	-	-	-	-	2	4
400:5	12512	12521	-	-	-	19312	-	2	3
500:5	12513	12522	-	-	-	12599	-	3	3
600:5	12514	12523	-	-	-	12600	-	5	2
800:5	12515	12524	-	-	-	12601	-	5	2
1000:5	12516	12525	19293	-	-	12602	-	5	1
1200:5	12517	12526	19294	-	-	12603	-	5	1
1500:5	12518	12527	12534	19297	-	12604	19315	15	1
1600:5	19290	19291	19295	19298	-	19313	19316	15	1
2000:5	12519	12528	12535	19299	19304	12605	19317	25	1
2400:5	-	19292	19296	19300	19305	19314	19318	30	1
2500:5	-	12529	12536	19301	19306	12606	19319	35	1
3000:5	-	12530	12537	12542	19307	12607	19320	45	1
3500:5	-	12531	12538	12543	19308	12608	19321	45	1
4000:5	-	12532	12539	12544	19309	12609	19322	45	1
5000:5	-	-	12540	12546	19310	-	19323	45	1
6000:5	-	-	-	12547	19311	-	19324	45	1

Sensor Size	4	6	8	11	18	2.75 x 6.63	4 x 11
Weight (lb)*	3.50	4.25	5.50	7.50	17.00	4.25	6.25

* Average weight for each sensor size

OHIO SEMITRONICS, INC. 4242 REYNOLDS DRIVE * HILLIARD, OHIO * 43026-1264
 PHONE: (614) 777-1005 * FAX: (614) 777-4511
 WWW.OHIOSEMITRONICS.COM * 1-800-537-6732



FLEXIBLE SPLIT-CORE CURRENT TRANSFORMERS

MODELS WITH 0.333V SECONDARY

RATIO	WINDOW DIMENSIONS (in inches)							ACCURACY (±%)
	Circular (ID)					Rectangular (H x W)		
	4	6	8	11	18	2.75 x 6.63	4 x 11	
200:0.333V	19433	-	-	-	-	-	-	1
250:0.333V	19434	-	-	-	-	-	-	1
300:0.333V	19435	-	-	-	-	-	-	1
400:0.333V	19436	-	-	-	-	-	-	1
500:0.333V	19437	19444	-	-	-	19487	-	1
600:0.333V	19438	19445	-	-	-	19488	-	1
800:0.333V	19439	19446	-	-	-	19489	-	1
1000:0.333V	19440	19447	19457	-	-	19490	19500	1
1200:0.333V	19441	19448	19458	-	-	19491	19501	1
1500:0.333V	19442	19449	19459	19469	-	19492	19502	1
1600:0.333V	19443	19450	19460	19470	-	19493	19503	1
2000:0.333V	-	19451	19461	19471	19479	19494	19504	1
2400:0.333V	-	19452	19462	19472	19480	19495	19505	1
2500:0.333V	-	19453	19463	19473	19481	19496	19506	1
3000:0.333V	-	19454	19464	19474	19482	19497	19507	1
3500:0.333V	-	19455	19465	19475	19483	19498	19508	1
4000:0.333V	-	19456	19466	19476	19484	19499	19509	1
5000:0.333V	-	-	19467	19477	19485	-	19510	1
6000:0.333V	-	-	19468	19478	19486	-	19511	1

Sensor Size	4	6	8	11	18	2.75 x 6.63	4 x 11
Weight (lb)*	3.50	4.25	5.50	7.50	17.00	4.25	6.25

* Average for sensor size

MODELS WITH 1V SECONDARY

RATIO	WINDOW DIMENSIONS (in inches)							ACCURACY (±%)
	Circular (ID)					Rectangular (H x W)		
	4	6	8	11	18	2.75 x 6.63	4 x 11	
200:1V	19379	-	-	-	-	-	-	4
250:1V	19380	-	-	-	-	-	-	4
300:1V	19381	-	-	-	-	-	-	4
400:1V	19382	-	-	-	-	-	-	3
500:1V	19383	19387	-	-	-	19419	-	3
600:1V	19384	19388	-	-	-	19420	-	2
800:1V	19385	19389	-	-	-	19421	-	2
1000:1V	19386	19390	19395	-	-	19422	19426	1
1200:1V	-	19391	19396	-	-	19423	19427	1
1500:1V	-	19392	19397	19403	-	19424	19428	1
1600:1V	-	19393	19398	19404	-	19425	19429	1
2000:1V	-	19394	19399	19405	19411	-	19430	1
2400:1V	-	-	-	19406	19412	-	19431	1
2500:1V	-	-	-	19407	19413	-	19432	1
3000:1V	-	-	-	19408	19414	-	-	1

Sensor Size	4	6	8	11	18	2.75 x 6.63	4 x 11
Weight (lb)*	4.00	6.00	7.00	8.50	18.00	6.00	7.50

* Average for sensor size

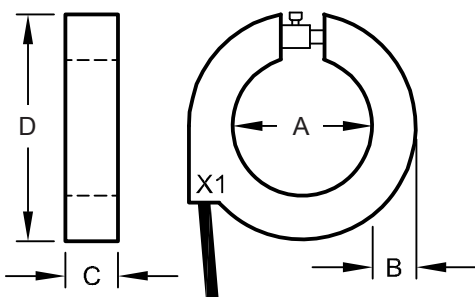
OHIO SEMITRONICS, INC.

4242 REYNOLDS DRIVE * HILLIARD, OHIO * 43026-1264
 PHONE: (614) 777-1005 * FAX: (614) 777-4511
 WWW.OHIOSEMITRONICS.COM * 1-800-537-6732

OSI FLEXIBLE SPLIT-CORE CURRENT TRANSFORMERS

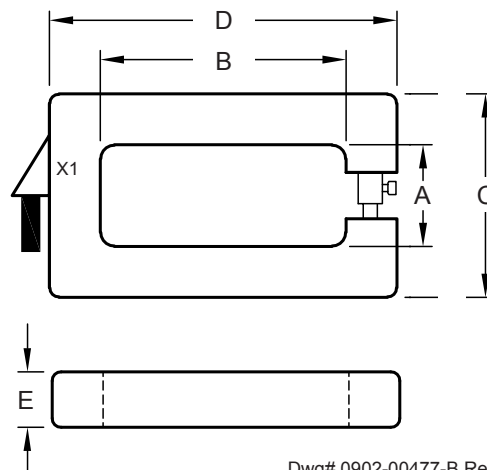
SENSOR DIMENSIONS

CIRCULAR WINDOW MODELS



WINDOW SIZE (ID)	SENSOR DIMENSIONS (in inches)			
	A	B	C	D
4.00	4.00	1.25	1.50	6.50
6.00	6.00	1.25	1.50	8.50
8.00	8.00	1.25	1.50	10.50
11.00	11.00	1.25	1.50	13.50
18.00	18.00	1.25	1.50	20.50

RECTANGULAR WINDOW MODELS



Dwg# 0902-00477-B Rev A (mod.)

WINDOW SIZE (H X W)	SENSOR DIMENSIONS (in inches)				
	A	B	C	D	E
2.75 x 6.625	2.75	6.63	5.50	9.38	1.50
4.00 x 11.00	4.00	11.00	6.50	13.38	1.50

INSTALLATION

INSTALLATION INSTRUCTIONS

1. Installation should be performed by qualified electricians only!
2. Make sure electrical service is disconnected before making any electrical connections.
3. Transformers are suitable for installation on 720Vac lines.
4. For best accuracy, install with measured conductor centered in sensor window.
5. Branch circuit protection is required to be provided in accordance with the National and Local codes of the inspection authority.
6. De-energize all services of supply to measuring circuit before disconnecting output leads to prevent dangerous voltages and possible damage to the current sensor.
7. To prevent contact with live circuits, when installed on a bare bus bar, the transducer is required to be mounted in an enclosure that requires the use of a tool for access. When installed on an insulated cable, this second enclosure is not required.

OPERATING INSTRUCTIONS

1. This unit is intended for indoor use at altitudes up to 4000 meters.
2. If cleaning of the exterior surface is necessary, de-energize all services of supply (both measuring and instrument power circuits) and brush with a soft brush or blow off with low-pressure air. Use appropriate eye protection. Not suitable for hose-down cleaning.
3. Maximum operating temperature range is -45°C to 55°C.



UL recognized for USA and Canada

WARRANTY STATEMENT

Ohio Semitronics Inc. warrants this unit to be free of defects in material and workmanship for a period of five years from date of shipment. This unit must not be used in any manner other than as specified in this document.

OHIO SEMITRONICS, INC. 4242 REYNOLDS DRIVE * HILLIARD, OHIO * 43026-1264
 PHONE: (614) 777-1005 * FAX: (614) 777-4511
 WWW.OHIOSEMITRONICS.COM * 1-800-537-6732